

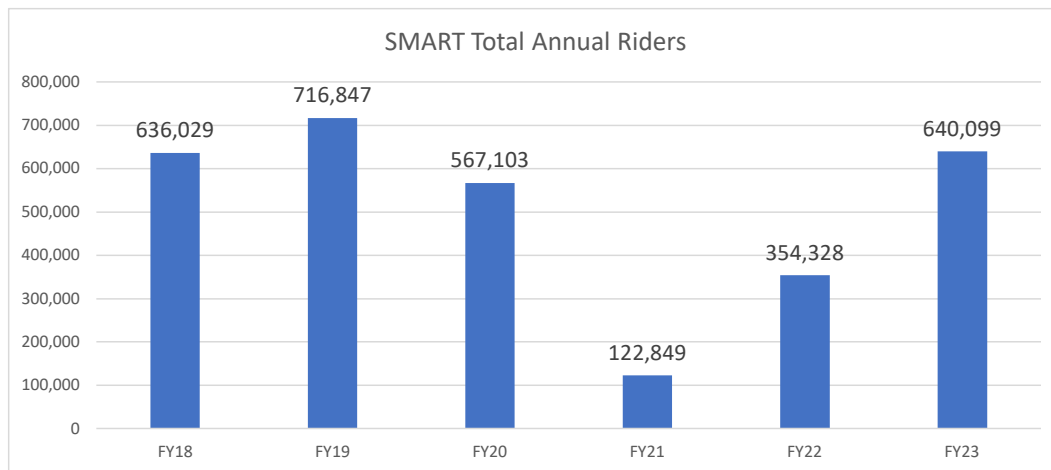
Sonoma-Marin Area Rail Transit (SMART) Ridership

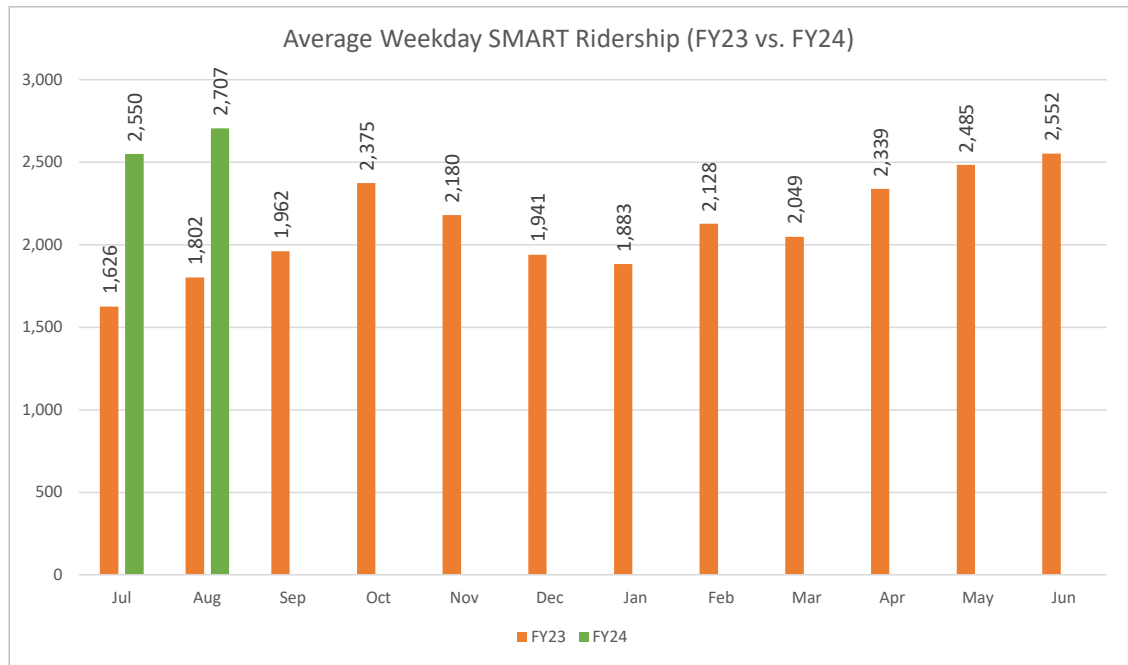
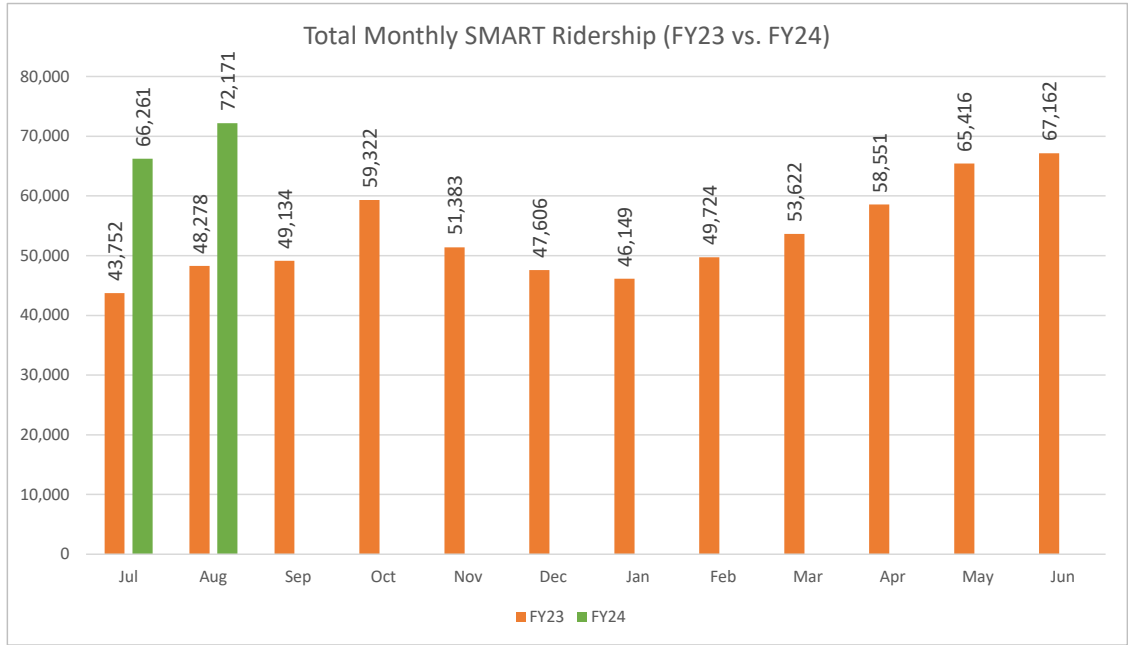
Total Monthly Ridership

Month	FY18	FY19	FY20	FY21	FY22	FY23	FY24
Jul	-	63,864	62,851	9,427	24,627	43,752	66,261
Aug	54,484	74,384	65,352	8,703	25,020	48,278	72,171
Sep	65,019	62,314	62,974	8,910	27,967	49,134	
Oct	57,453	65,492	57,222	9,851	26,998	59,322	
Nov	56,125	52,774	64,966	8,145	26,575	51,383	
Dec	56,425	51,670	58,199	7,414	24,050	47,606	
Jan	56,527	57,136	71,974	6,728	22,710	46,149	
Feb	54,797	51,130	71,676	7,412	26,652	49,724	
Mar	57,312	58,091	33,624	9,933	35,291	53,622	
Apr	56,631	60,256	4,571	11,908	34,258	58,551	
May	59,428	64,036	5,308	13,949	38,655	65,416	
Jun	61,828	55,700	8,386	20,469	41,525	67,162	
TOTAL	636,029	716,847	567,103	122,849	354,328	640,099	

Average Weekday Ridership

Month	FY18	FY19	FY20	FY21	FY22	FY23	FY24
Jul	-	2,517	2,409	410	966	1,626	2,550
Aug	2,515	2,584	2,584	414	1,020	1,802	2,707
Sep	2,503	2,644	2,701	424	1,166	1,962	
Oct	2,434	2,535	2,542	448	1,140	2,375	
Nov	2,478	2,401	2,765	429	1,162	2,180	
Dec	2,516	2,197	2,391	337	1,007	1,941	
Jan	2,320	2,289	2,847	336	973	1,883	
Feb	2,507	2,297	2,981	371	1,174	2,128	
Mar	2,408	2,353	1,385	432	1,388	2,049	
Apr	2,487	2,418	208	541	1,420	2,339	
May	2,504	2,534	265	655	1,482	2,485	
Jun	2,730	2,371	381	836	1,554	2,552	
Annual Average	2,489	2,420	1,934	471	1,207	2,206	





Bicycles on SMART

Month	FY18	FY19	FY20	FY21	FY22	FY23	FY24
Jul	-	6,543	6,666	2,143	3,999	7,310	9,576
Aug	528	7,772	7,999	1,887	4,297	8,775	11,276
Sep	6,147	7,249	8,032	1,786	4,733	9,033	
Oct	5,313	7,539	7,414	1,908	4,043	9,643	
Nov	4,658	4,763	6,902	1,698	3,500	7,265	
Dec	4,504	4,028	4,754	1,690	2,920	5,419	
Jan	4,493	4,239	6,709	1,366	3,383	5,575	
Feb	4,860	3,598	7,656	1,483	4,123	6,638	
Mar	4,587	4,654	4,451	1,843	5,616	6,311	
Apr	5,004	5,750	958	2,248	4,814	8,266	
May	6,807	6,755	1,297	2,571	6,171	9,078	
Jun	6,636	6,213	2,031	3,580	6,831	9,428	
TOTAL	53,537	69,103	64,869	24,203	54,430	92,741	

Mobility Devices on SMART

Month	FY18	FY19	FY20	FY21	FY22	FY23	FY24
Jul	-	274	168	24	152	233	197
Aug	26	300	206	20	140	141	215
Sep	322	247	244	43	155	137	
Oct	279	273	238	52	107	207	
Nov	248	172	277	22	112	178	
Dec	251	147	246	23	76	95	
Jan	226	175	239	10	70	94	
Feb	208	122	275	10	110	67	
Mar	226	182	169	17	144	111	
Apr	214	193	24	39	130	118	
May	314	166	14	134	199	127	
Jun	252	137	28	164	143	146	
TOTAL	2,566	2,388	2,128	558	1,538	1,654	