



Sonoma-Marín Area Rail Transit
5401 Old Redwood Hwy, Suite 200
Petaluma, CA 94954

P: 707-794-3330
F: 707-794-3037
W: www.SonomaMarinTrain.org

BOARD OF DIRECTORS

Chris Coursey, Chair
Sonoma County Board of Supervisors

Mary Sackett, Vice Chair
Marin County Board of Supervisors

Janice Cader Thompson
Sonoma County Mayors' and
Councilmembers Association

Kate Colin
Transportation Authority of Marin

Victoria Fleming
Sonoma County Mayors' and
Councilmembers Association

Patty Garbarino
Golden Gate Bridge,
Highway/Transportation District

Ariel Kelley
Sonoma County Mayors' and
Councilmembers Association

Eric Lucan
Marin County Board of Supervisors

Kevin Jacobs
Transportation Authority of Marin

Barbara Pahre
Golden Gate Bridge,
Highway/Transportation District

Gabe Paulson
Marin County Council of Mayors and
Councilmembers

David Rabbitt
Sonoma County Board of Supervisors

GENERAL MANAGER
Eddy Cumins

May 20, 2026

Sonoma- Marin Area Rail Transit Board of Directors
5401 Old Redwood Highway, Suite 200
Petaluma, CA 94954

SUBJECT: Monthly Financial Report

Dear Board Members:

RECOMMENDATIONS:
Receive Monthly Financial Status Report – March 2026

SUMMARY:

This report provides information for the first nine months of Fiscal Year (FY) 2026, including details on the Board Adopted Budget through Budget Amendment #8. Attached, you will find separate charts displaying both budgeted and actual revenues and expenses for passenger rail and freight. The "actual" columns reflect revenues and expenses for the first nine months of FY 2026 (July - March). Additionally, for passenger rail, we have included more detailed information on sales tax and fare revenues, presenting current data alongside comparative figures from FY 2022 to FY 2026. Currently we are estimating that sales and use tax will be slightly over our estimate by approximately \$1.25 million. Fare revenues are estimated to be over our estimate by about \$250,000.

The report further outlines the approved budget, actual expenses, and remaining budget balance. Please note that expenses may not occur evenly throughout the fiscal year; many significant costs are incurred at specific intervals. Additionally, we have included information on SMART's investments, detailing where our funds are held and the current amounts. Lastly, we present the current obligations, reserves, and fund balance requirements for FY 2026.

FISCAL IMPACT:
None

Sincerely,

/s/
Heather McKillop
Chief Financial Officer

Attachments: 1.) Monthly Financial Report
2.) Contract Summary Report



MONTHLY FINANCIAL STATUS

March 2026

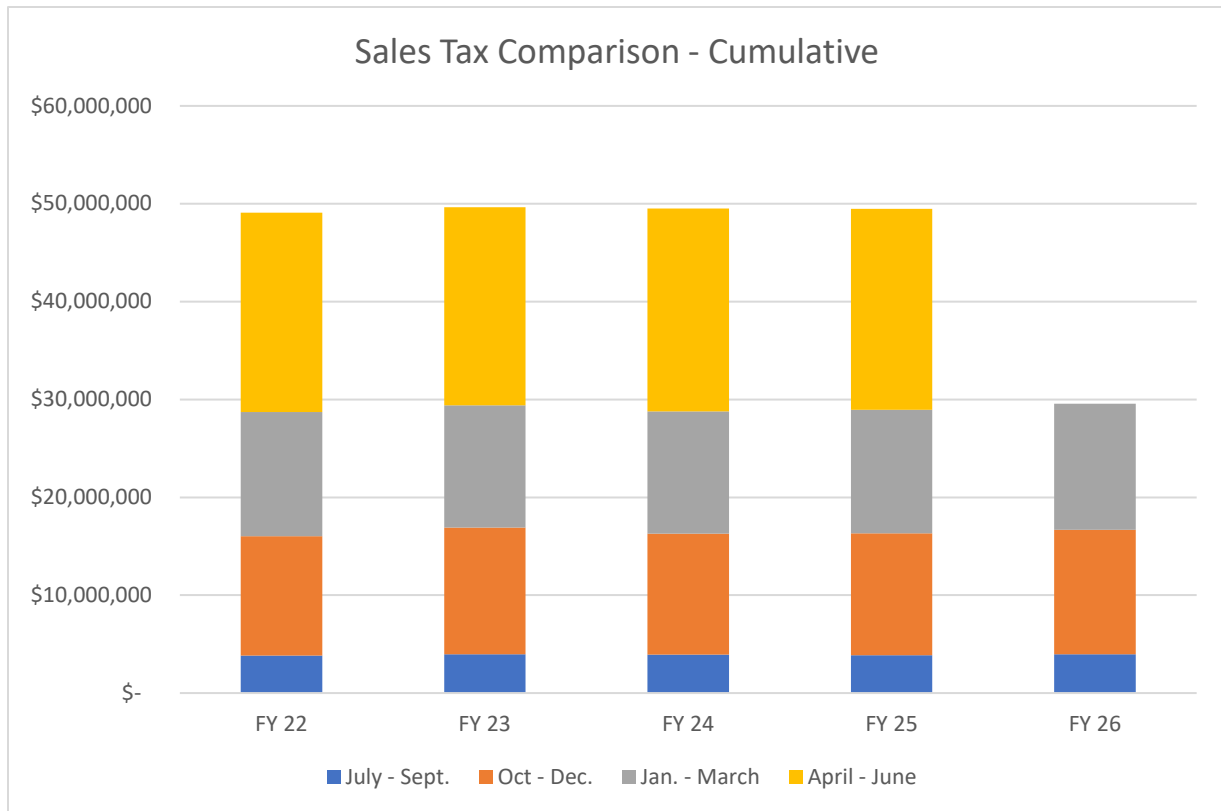
PASSENGER REVENUES

	FY 2026 Approved Budget and Amendments #1-#8	Actual	Amount Over/ (Under) Budget	% Over/(Under) Budget	% of FY Remaining
Sales & Use Tax	\$48,300,300	\$29,559,067	-\$18,741,233	-39%	25%
Sales Tax Collection Fees	-\$839,870	-\$419,940	\$419,930	-50%	25%
Federal Funds	\$7,349,744	\$2,944,494	-\$4,405,250	-60%	25%
State Grants	\$34,469,991	\$360,270	-\$34,109,721	-99%	25%
Passenger Fares	\$2,541,000	\$2,093,039	-\$447,961	-18%	25%
Shuttle Fares	\$8,000	\$8,302	\$302	4%	25%
Parking Fees	\$17,580	\$47,105	\$29,525	168%	25%
Interest & Lease Revenue	\$1,294,025	\$1,790,773	\$496,748	38%	25%
Misc./ Other Revenues	\$343,736	\$341,600	-\$2,136	-1%	25%
Other Governments	\$2,255,135	\$687,443	-\$1,567,692	-70%	25%
Total	\$95,739,641	\$37,412,153	-\$58,327,488	-61%	25%

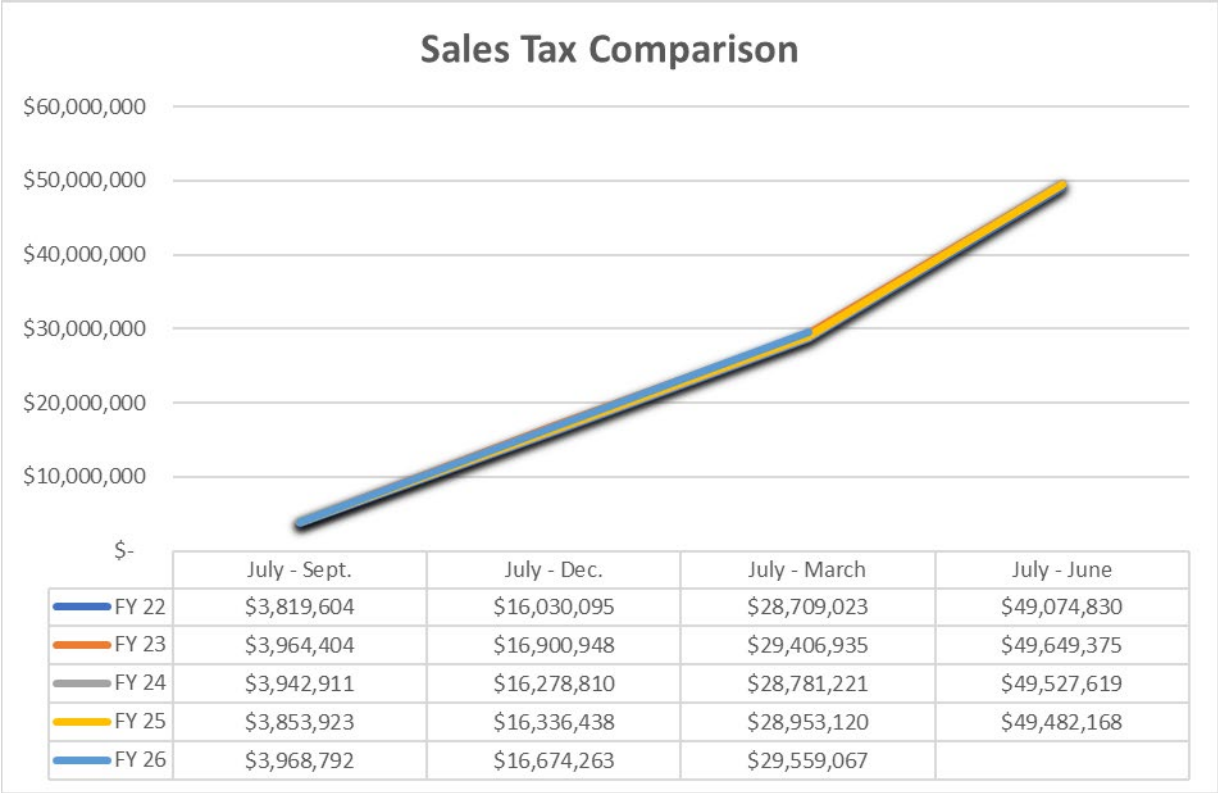
**Measure Q Sales Tax
Fiscal Year (FY) 2026**

Time Period	July – Sept	Oct - Dec	Jan - March	April - June
FY 26 Forecasted Sales Tax	\$3,864,024	\$12,075,075	\$12,558,078	\$19,803,123
Actual	\$3,968,792	\$12,705,075	\$12,884,804	\$0
Difference	\$104,768	\$630,000	\$326,726	-\$19,803,123

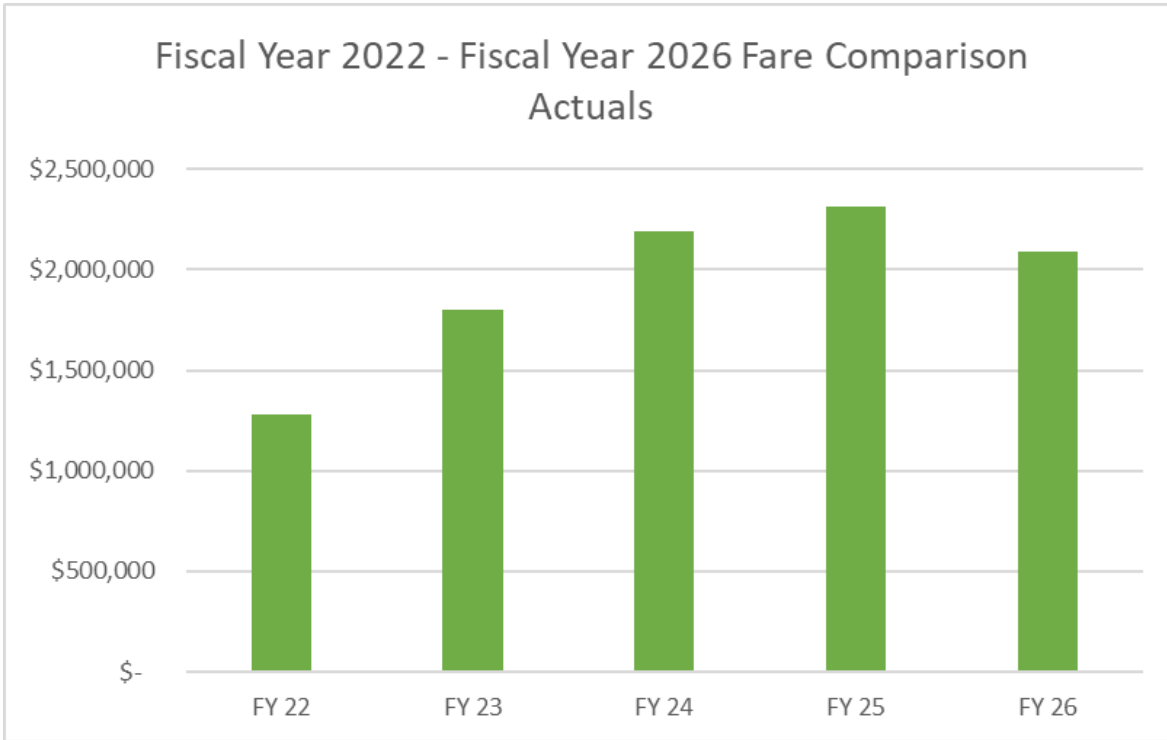
**Fiscal Year 2022-2026 Net Sales Tax Comparison
(by Quarter)**



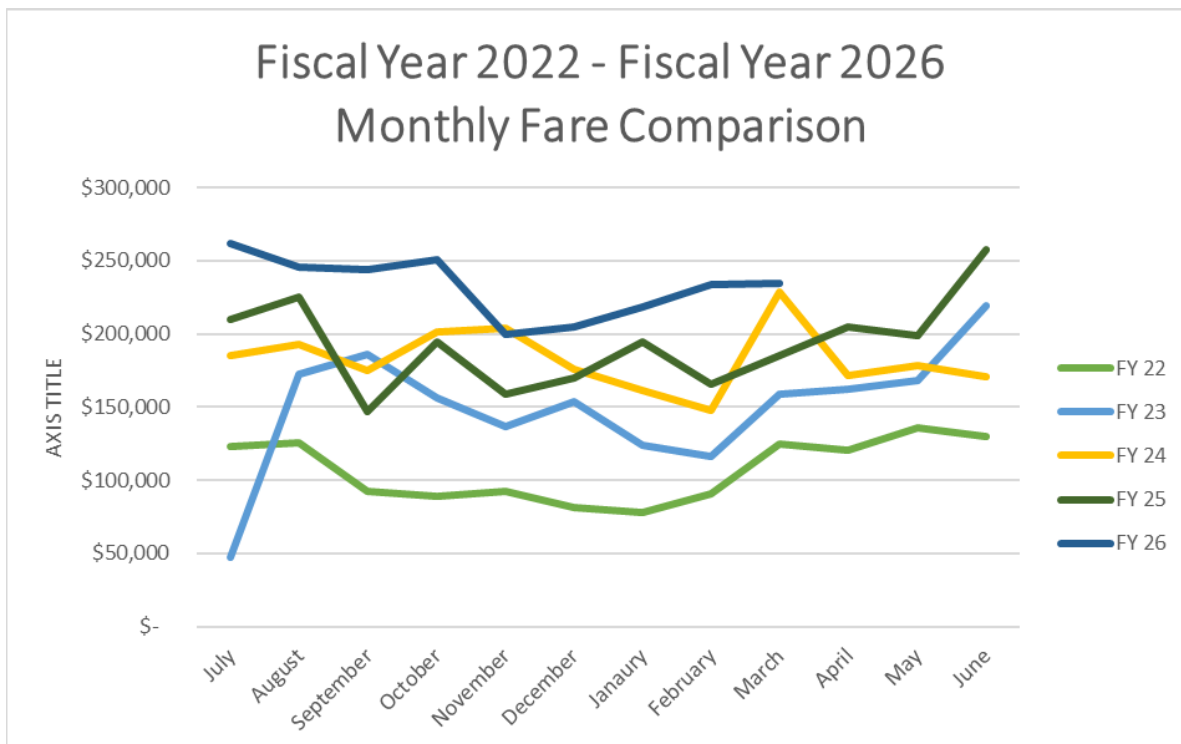
Fiscal Year 2022-2026 Cumulative Sales Tax Comparison



Fiscal Year 2022-2026 Fare Revenue Comparison



Fiscal Year 2022-2026 Monthly Fare Revenue Comparison



PASSENGER EXPENSES

	FY 2025-26 Approved Budget and Amendments #1-#8	Actual	Amount Over / (Under) Budget	% Over/(Under) Budget	% of FY Remaining
Administration					
Salaries & Benefits	\$7,521,481	\$5,168,680	-\$2,352,801	-31%	25%
Services & Supplies	\$12,844,183	\$6,725,182	-\$6,119,001	-48%	25%
Administration Total	\$20,365,664	\$11,893,862	-\$8,471,802	-42%	25%
Operations					
Salaries & Benefits	\$22,096,215	\$14,433,120	-\$7,663,095	-35%	25%
Services & Supplies	\$7,402,015	\$3,491,478	-\$3,491,478	-53%	25%
Operations Total	\$29,498,230	\$17,924,598	-\$11,573,632	-39%	25%
Engineering					
Salaries & Benefits	\$401,482	\$785,625	\$384,143	96%	25%
Services & Supplies	\$5,026,543	\$1,402,101	-\$3,624,442	-72%	25%
Engineering Total	\$5,428,025	\$2,187,726	-\$3,240,299	-60%	25%
Capitalized Expenses					
Facilities	\$26,063,007	\$7,144,990	-\$18,918,017	-73%	25%
Infrastructure	\$255,000	\$6,289	-\$248,711	-98%	25%
Equipment	\$3,515,948	\$332,395	-\$3,183,553	-91%	25%
Nonrevenue Vehicles	\$752,000	\$208,337	-\$543,663	-72%	25%
Capitalized Expenses Total	\$30,585,955	\$7,692,011	-\$22,893,944	-75%	25%
Total All Expenses	\$85,877,874	\$39,698,197	-\$46,179,677	-54%	25%

FREIGHT REVENUES

	FY 2026 Approved Budget and Amendments #1-#8	Actual	Amount Over/ (Under) Budget	% Over/(Under) Budget	% of FY Remaining
State Operating / Capital Grant	\$1,880,411	\$0	-\$1,880,411	-100%	25%
Caltrans SH 37	\$13,022	\$11,980	-\$1,042	-9%	25%
Caltrans Novato Creek Bridge Construction Support	\$12,500	\$0	-\$12,500	-100%	25%
State Shortline Grant	\$460,870	\$0	-\$460,870	-100%	25%
Freight Movement Fees	\$800,000	\$588,969	-\$256,225	-26%	25%
Leases	\$270,000	\$247,870	-\$22,130	-8%	25%
Freight Storage	\$40,000	\$0	-\$40,000	-100%	25%
45(g) Tax Credit & Misc.	\$261,000	\$261,970	\$970	0%	25%
FEMA/CalOES 2023 Disaster Recovery	\$175,977	\$175,977	\$0	0%	25%
Total	\$3,891,327	\$1,286,766	-\$2,627,014	-67%	25%

FREIGHT EXPENSES

	FY 2025-26 Approved Budget and Amendments #1-#8	Actual	Amount Over / (Under) Budget	% Over/(Under) Budget	% of FY Remaining
Operations					
Salaries & Benefits	\$1,068,089	\$779,865	-\$288,224	-27%	25%
Services & Supplies	\$1,572,317	\$966,576	-\$875,944	-39%	25%
Operations Total	\$2,640,406	\$1,746,441	-\$1,268,557	-34%	25%
Engineering					
Salaries & Benefits	\$19,500	\$12,396	-7,104	-36%	25%
Services & Supplies	\$1,253,875	\$667,856	-\$1,001,091	-47%	25%
Engineering Total	\$1,273,375	\$680,252	-\$1,013,602	-47%	25%
Total All Expenses	\$3,913,781	\$2,426,693	-\$1,487,088	-38%	25%

CAPITAL PROJECTS

Passenger/Pathway Projects	Total Project Budget	Expended in Prior Fiscal Years	Budgeted in FY26	Remaining Project Budget	Project Status
Development: Healdsburg Extension Progressive Design-Build	\$3,250,000	\$366,536	\$2,883,464	\$0	Work is ongoing.
Extension: Healdsburg Phase	\$265,058,000	\$0	\$25,259,000	\$239,799,000	Progressive Design-Build contract awarded; Phase I commenced.
Pathway: Design for 5 Segments in Marin County	\$2,222,537	\$2,172,537	\$50,000	\$0	Conducting engineering design and pursuing environmental permits to prepare segments for construction.
Pathway: Design for 7 Segments in Marin and Sonoma Counties	\$3,936,755	\$2,513,843	\$221,660	\$1,201,252	Conducting engineering design and pursuing environmental permits to prepare segments for construction.
Pathway: Guerneville Rd to Airport Blvd Pathway Permitting and Construction	\$14,212,729	\$18,095	\$20,000	\$14,174,634	Pursuing NEPA clearance and environmental permitting.
Pathway: Hanna Ranch to Vintage	\$7,070,119	\$35,995	\$185,000	\$6,849,124	Pursuing NEPA revalidation and preparing contract documents.
Pathway: Joe Rodota Trail	\$1,531,749	\$56,108	\$0	\$1,475,641	Preparing contract

					documents for FY 27 award.
Pathway: Puerto Suello Tunnel	\$561,465	\$56,816	\$504,649	\$0	Design and environmental clearance work is underway.
State of Good Repair: St Vincent Culvert Repairs	\$250,000	\$0	\$250,000	\$0	In design.
Station: Civic Center Kiss-n-Ride Design	\$224,000	\$0	\$224,000	\$0	In design.
WFO: Joe Rodota to Third Street Traffic Signal (City of Santa Rosa)	\$985,658	\$122,719	\$31,136	\$831,804	Design work completed, construction will be packaged in combination with the Joe Rodota Trail project for award in FY 27
WFO: Santa Rosa Downtown Station Access (Developer)	\$703,017	\$0	\$0	\$703,017	Will be packaged for construction in combination with Joe Rodota Trail project for award in FY 27
Freight Projects					
State of Good Repair: Bridge Rehabilitation Phase II (3 Bridges)	\$745,424	\$65,765	\$679,659	\$0	Work began in December and is expected to be completed in April 2026

INVESTMENTS

Investments are guided by the SMART investment policy adopted each year with the budget. The policy outlines the guidelines and practices to be used in effectively managing SMART’s available cash and investment portfolio. District funds that are not required for immediate cash requirements are to be invested in compliance with the California Code Section 53600, et seq.

SMART uses the Bank of Marin for day-to-day cash requirements and for longer term investments the Sonoma County Treasury Pool is used. This chart reflects a point in time versus a projection of future fund availability.

Cash on Hand	
Bank of Marin	\$46,967,180
Sonoma County Investment Pool	\$49,978,119
Total Cash on Hand	\$96,945,299
Reserves	
Self-Insured Reserve	\$2,370,675
OPEB/CalPERS Reserve	\$6,574,676
Operating Reserve	\$12,959,990
Capital Reserve	\$13,625,000
Corridor Completion Reserve	\$5,500,000
Total Reserves	\$41,030,341
Cash Balance	\$55,914,958
Less: Current Encumbrances	-\$30,611,584
Balance	\$25,303,374
Less Estimated FY 26 Year-End Balance	-\$57,338,843
Remaining Balance	-\$32,035,469



Contract Summary

PASSENGER RAIL

Active contracts as of 3/31/2026

Contractor	Scope	FY 25/26 Encumbered	FY 25/26 Actuals
Afaf Translations LLC	Oral and Document Translation Services	\$ 2,000	\$ 1,246
Alcohol & Drug Testing Services, LLC	Administration of DOT-, FRA-, and SMART-Regulated Drug and Alcohol Program Services	\$ 45,000	\$ 25,613
Alex Ruiz Sr. dba North Bay Bottling	Water Delivery Service to Fulton Maintenance Facility & Rail Operation Center	\$ 4,830	\$ 2,493
Alliant Insurance Services, Inc.	Insurance Brokerage and Risk Management Consulting Services	\$ 50,000	\$ 18,804
American Rail Engineers Corporation DBA Airshark	Railroad Bridge Inspections, Bridge Engineering, and Related Services	\$ 20,000	\$ 18,211
American Red Cross & Its Constituent Chapters and Branches	American Red Cross CPR/First Aid/ AED Training Certification Services and Cards	\$ 840	\$ 840
Asbury Environmental Services	Hazardous and Non-Hazardous Waste Removal, Disposal, and Related Services	\$ 3,756	\$ 1,521
Atlas Copco Compressors LLC	Air Compressor Maintenance Services	\$ 2,005	\$ 2,005
Bach-Simpson, A Division of Wabtec Canada, Inc	Event Recorder Overhaul and Maintenance Services	\$ 26,360	\$ 26,360
Balfour Beatty Infrastructure, Inc.	Track Surfacing, Lining and Ballast Restoration	\$ 166,185	\$ -
Barbier Security Group	Security Services at Cal Park Tunnel	\$ 11,436	\$ 8,577
Bender Rosenthal, Inc.	On Call Real Estate Advisory & Property Rights Acquisition Support Services	\$ 16,700	\$ 7,200
BKF Engineers	Design & Engineer Seven (7) Multi-Use Pathway Segments in Sonoma and Marin Counties	\$ 247,288	\$ 38,644
BKF Engineers	Design & Permitting of the Puerto Suello Non-Motorized Pathway	\$ 372,993	\$ 372,993
Bolt Staffing Service, Inc.	Temporary Staffing Services	\$ 40,000	\$ -
Cal Interpreting & Translations	Communication Access Realtime Translation (CART) Services	\$ 13,468	\$ 468
City Towel & Dust Services, Inc. DBA Sunset Linen & Uniform	Laundering and Pressing Services for SMART-Owned Uniforms	\$ 1,400	\$ 1,168
Clean Solutions Services, Inc.	Janitorial and Custodial Services for SMART Stations, Offices, and Parking Lots	\$ 115,831	\$ 112,530
Code3 Entertainment Services, LLC	Microtransit Operator Services	\$ 731,563	\$ 548,514
Construction Testing Services, Inc.	On Call Construction Materials Testing Services	\$ 2,746	\$ 2,746
Cooperative Personnel Services dba CPS HR Consulting	Employee Recruiting Services	\$ 30,000	\$ 7,000
County of Sonoma	Ongoing Maintenance and Monitoring of Riparian Enhancement Project at Helen Putnam Regional Park	\$ 51,899	\$ 51,899
County of Sonoma	Ongoing Maintenance and Monitoring of Riparian Enhancement Projects at Crane Creek Regional Park	\$ 36,712	\$ 36,712
County of Sonoma	Non-Revenue Fleet Maintenance and Repair Services	\$ 60,000	\$ 48,815
Courtney Robertson DBA CocoConsult LLC	Construction Alternate Project Delivery Advisor and Cost Estimation Services	\$ 500,000	\$ 288,239
CraneTech Inc.	Maintenance, Inspection, and Certification of SMART's Crane, Hoists and Fall Protection System	\$ 1,358	\$ -
CSW Stuber-Stroeh Engineering Group Inc.	Design & Engineer Five (5) Multi-Use Pathway Segments in Marin Counties	\$ 15,027	\$ 15,027
Data Ticket, Inc.	Citation Issuance and Administration for Illegal Parking at SMART's Facilities	\$ 1,950	\$ 600
DB E.C.O. North America Inc.	Perform Update to Dynamic Operations Simulation Modeling for the SMART Main Line	\$ 145,701	\$ -
Eco-Compteur Inc.	Pedestrian and Bicycle Pathway Counter Software Reporting Tools and Support	\$ 12,600	\$ 12,600
Eide Bailly LLP	Independent Auditor	\$ 59,664	\$ 43,849
eLock Technologies LLC	Ongoing Maintenance and Operation Support for Bicycle eLockers at SMART Stations	\$ 11,850	\$ 11,850
EMR LLC DBA Maxaccel	Software System for Managing and Reporting FRA Compliance	\$ 33,187	\$ 27,137
EMR LLC DBA Maxaccel	Learning Management System and Support Services	\$ 17,850	\$ 13,526
Fehr & Peers	Quality of Life and Economic Impact Assessment Study	\$ 172,167	\$ 120,741
FinQuery	LeaseQuery Accounting Software and Support Services	\$ 12,594	\$ 12,594
Foster & Foster Consulting Actuaries, Inc.	GASB 75 and GASB 68 Compliance and Actuarial Services	\$ 4,250	\$ 4,250
George Hills Company	Third-Party Administrator and Property and Liability Claims Adjusting Services	\$ 31,808	\$ 9,942
Golden Five LLC	Microsoft Office 365 Managed Services and Technical Support Services	\$ 98,655	\$ 83,725
Graymar Environmental Services, LLC	On Call Removal, Remediation, and Disposal of Hazardous and Biohazardous Materials	\$ 33,000	\$ 11,541
Hanford Applied Restoration & Conservation	San Rafael Creek Riparian Mitigation Implementation, Maintenance, and Monitoring Project	\$ 28,463	\$ 26,957
Hanford Applied Restoration & Conservation	Maintenance and Monitoring of the Las Gallinas Creek Watershed Riparian Enhancement Planting	\$ 16,535	\$ 13,092
Hanson Bridgett LLP	Labor and Employment Legal Services	\$ 140,000	\$ 114,867
HCI SYSTEMS, INC.	Fire Suppression System and Fire Extinguisher Inspection, Maintenance, and Certification	\$ 8,016	\$ 3,126
Holland LP	Track Geometry and Measurement Services	\$ 24,000	\$ 24,000

Contractor	Scope	FY 25/26 Encumbered	FY 25/26 Actuals
Hunt Oil of California	Supply and Deliver Valvoline Premium Blue 15W40 Motor Oil	\$ 18,446	\$ 16,609
Integrated Security Controls, Inc.	On Call Maintenance Support for SMART's Existing CCTV and Access Control Systems	\$ 37,186	\$ 29,638
Intelligent Technology Solutions, LLC	IBM Maximo Maintenance and Management System Software and Technical Support Services	\$ 286,650	\$ 221,887
ISC Applied Systems Corp	Test, repair and return ship eight (8) network video recorders.	\$ 10,000	\$ -
Khouri Consulting, LLC	California State Legislative Advocacy Services	\$ 124,000	\$ 92,500
Knorr Brake Holding Corporation DBA Knorr Brake Company LLC	Master Controller Overhaul and Upgrade Services	\$ 184,409	\$ 104,220
Knorr Brake Holding Corporation DBA Knorr Brake Company LLC	Standard Brake System Overhaul Services	\$ 1,151,404	\$ -
Krauthamer & Associates LLC	Employee Recruiting Services	\$ 20,000	\$ -
Lance A. O'Connor	DOT & FRA Regulated Pre-Employment & Recertification Screenings	\$ 4,500	\$ 3,495
Leete Generators	Generator Inspection, Maintenance, and Repair Services	\$ 3,539	\$ 2,716
Masabi LLC	SMART's Mobile Ticketing Application and Technical Support Services	\$ 64,572	\$ 48,036
Mike Brown Electric Co.	9th Street Vehicle Detection Loop Replacement	\$ 16,110	\$ 16,110
Mission Linen Supply	Rental and Laundering of Uniforms	\$ 17,112	\$ 9,765
Modern Railway Systems	TDX & Communication System Monitoring and Maintenance	\$ 94,679	\$ 70,545
Modern Railway Systems	Passenger Information Display Real Time Signage, Content Management Software, and Ongoing Support	\$ 28,997	\$ 28,997
Modern Railway Systems	Design and Construction of the Windsor Extension Systems	\$ 103,322	\$ 103,321
Mountain F Enterprises, Inc.	On Call Tree Trimming, Removal, and Arborist Services.	\$ 9,960	\$ 6,540
MuniServices, LLC.	Sales and Use Tax Recovery Services	\$ 40,000	\$ 14,869
Nelson Connects	Temporary Staffing Services	\$ 50,866	\$ 36,178
Netspeed LLC	Avaya Phone System Support Services	\$ 16,050	\$ 12,000
Nick Barbieri Trucking, LLC	Supply and Delivery of Diesel Fuel and Diesel Exhaust Fluid	\$ 1,540,000	\$ 1,393,298
Nossaman LLP	Legal Services Regarding Rail Transit Issues	\$ 1,505,000	\$ 1,108,773
Occupational Health Centers of CA, A Medical Corp.	DOT & FRA Regulated Pre-Employment & Recertification Screenings	\$ 25,000	\$ 14,184
Olson Remcho LLP	Legal Advisory Services on Ordinances and Retail Sales and Use Tax	\$ 7,000	\$ 5,316
Parodi Investigative Solutions	Pre-Employment Investigation and Background Screening	\$ 25,000	\$ 20,300
Peterson Mechanical, Inc	Emergency Maintenance on HVAC Equipment at SMART HQ Server Room	\$ 2,880	\$ -
PFM Financial Advisors, LLC	Financial Advisory Services	\$ 5,000	\$ -
Pitney Bowes, Inc.	Lease of Postage Meter Machine and Postage Fees	\$ 5,800	\$ 5,338
Pivotal Vision	PivotalSenseAI System Software License and Maintenance Program	\$ 2,300	\$ 2,300
Portola Systems, Inc.	Management, Maintenance, and Configuration Support of the SMART Station Network.	\$ 301,435	\$ 243,395
Precision Wireless Service	Land Mobile Radio System Technical Support and Maintenance Services	\$ 31,500	\$ 12,988
Quality Sprayers, Inc.	On-track and Off-track Vegetation Control Services	\$ 93,184	\$ 88,365
Rail Industries Canada Inc.	Portable Digital Wheel Profilometer System, Training, and Technical Support Services	\$ 94,556	\$ -
RSE Corporation	On-Call Civil Engineering, Design, and Land Surveying Services	\$ 242,300	\$ 49,159
Ryan Dunnigan	Pre-Employment, Post Incident, and Return-to-Duty Psychological Evaluations	\$ 38,000	\$ 27,105
Siemens Mobility, Inc.	Pilot Agreement for Siemens S-80 SMART Gate Mechanism	\$ -	\$ -
Sierra-Cedar Group Holdings, LLC dba Sierra-Cedar, LLC	Oracle Enterprise Resources Planning Software Support Services	\$ 137,369	\$ 94,483
Sonic.net, LLC	Fiberoptic Backhaul Circuit between Rail Operation Center and Larkspur Station	\$ 10,299	\$ 10,299
Sonic.net, LLC	Emergency Phone Backhaul Internet Service for Rail Operation Center	\$ 9,451	\$ 8,654
Sperry Rail, Inc.	Rail Flaw Detection Services	\$ 8,877	\$ -
SPTJ Consulting	Administration Network Management, Monitoring, and Technical Support Services	\$ 218,781	\$ 165,645
Square Signs LLC dba Front Signs	SMART Pathway Wayfinding Sign Fabrication and Installation	\$ 50,660	\$ 50,660
Stacy and Witbeck/Herzog, A Joint Venture	Design and Engineering for the Healdsburg Extension	\$ 22,495,718	\$ 8,053,125
Stacy and Witbeck-Ghilotti Bros, A Joint Venture	Early Works Package Phase II Amendment for the Potholing of Existing Utilities	\$ 72,923	\$ 72,923
Stephanie L. Van Houten	Substance Abuse Professional Services and Drug and Alcohol Counselor Services	\$ 3,334	\$ -
Sue R. Evans	Title Investigation Services	\$ 20,000	\$ 13,488
Survival AED	AED Compliance and Program Management Services	\$ 4,200	\$ 4,200
The Routing Company	Microtransit Software Application Design, Implementation, and Ongoing Support	\$ 17,332	\$ 12,947
Toshiba America Business Solutions	Lease and Maintenance Agreement of SMART Multi-Function Copy Machines	\$ 40,485	\$ 37,108
Triangle Land Restoration	Riparian Mitigation Implementation and Monitoring Project for Segments 1 & 2 of the SMART Pathway	\$ 28,915	\$ 21,896
Triangle Land Restoration	Riparian Mitigation Implementation and Maintenance Project at Windsor Creek	\$ 30,360	\$ 22,301
Triangle Land Restoration	Riparian Mitigation Implementation and Maintenance Project at Helen Putnam Regional Park	\$ 98,976	\$ 98,976

Contractor	Scope	FY 25/26 Encumbered	FY 25/26 Actuals
Triangle Land Restoration	Riparian Enhancement Project at Crane Creek Regional Park	\$ 399,152	\$ 384,369
Urban Transportation Associates, Inc.	Automatic Passenger Counter System and Ongoing Technical Support	\$ 12,860	\$ 12,380
Van Scoyoc Associates, Inc.	Federal Legislative Advocacy Services	\$ 60,000	\$ 45,000
Web Master Designs, LLC	As-Needed Website Support Services	\$ 8,522	\$ 2,834
WRA, Inc.	On-Call Environmental Consulting Support Services	\$ 2,245,316	\$ 1,266,505
	TOTAL	\$ 35,595,969	\$ 16,337,758
FREIGHT RAIL			
Contractor	Scope	FY 25/26 Encumbered	FY 25/26 Actuals
American Rail Engineers Corporation DBA Airshark	Railroad Bridge Inspections, Bridge Engineering, and Related Services	\$ 55,000	\$ 40,589
Asbury Environmental Services	Hazardous and Non-Hazardous Waste Removal, Disposal, and Related Services	\$ 25	\$ 25
County of Marin	Grandview Avenue Grade Crossing Paving Project	\$ 140,218	\$ 140,218
County of Sonoma	Non-Revenue Fleet Maintenance and Repair Services	\$ 9,544	\$ 6,247
Dida, Inc. dba Wine Country Sanitary	Portable Restroom Rental and Service for Freight Depot	\$ 2,400	\$ 1,969
Freight Tracking Software	Railcar Transportation Application Software and Support	\$ 6,000	\$ 3,743
GATX Rail Locomotive Group, LLC	Lease of Freight Locomotive 1501	\$ 55,355	\$ 46,073
Hue & Cry, Inc	Alarm Monitoring and Notification Services at Freight Depot	\$ 1,000	\$ 746
Lambertus J Verstegen DBA South West Locomotive Repair	As-Needed Freight Locomotive Maintenance and Repair Services	\$ 18,985	\$ 18,985
Mickco, Inc	45G Tax Credit Advisory and Assignment Services	\$ 15,718	\$ 15,718
Nick Barbieri Trucking, LLC	Supply and Delivery of Diesel Fuel and Diesel Exhaust Fluid	\$ 67,000	\$ 42,163
Quality Sprayers, Inc.	On-track and Off-track Vegetation Control Services	\$ 51,999	\$ 51,999
RailWorks Partners LP	Brazos Railroad Timber Bridge Repairs - Phase II Project	\$ 664,655	\$ 664,655
Stacy and Witbeck, Inc.	Emergency Hwy 37 At-Grade Crossing Panel Repair	\$ 14,193	\$ 14,193
Summit Signal, Inc.	Emergency Black Point Bridge Center Wedge Repair	\$ 277,594	\$ 91,373
Summit Signal, Inc.	Inspections, Testing, and Routine Maintenance services for Railroad Signal Equipment	\$ 100,230	\$ 82,360
Summit Signal, Inc.	Emergency Call-Out Maintenance Services for Signal Equipment	\$ 19,263	\$ 18,463
	TOTAL	\$ 1,499,179	\$ 1,239,519

Actuals-To-Date include invoices that have been matched to a Purchase Order but may not have been paid as of 3/31/2026