



LARKSPUR EXTENSION & NOVATO DOWNTOWN STATION PASSENGER SERVICE OPENING PREPARATION NOVEMBER 6TH, 2019

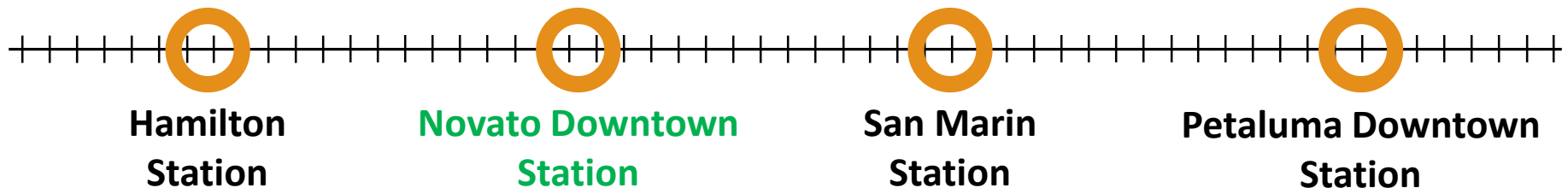
LARKSPUR EXTENSION STATUS & SIMULATED SERVICE

- SMART has completed 100% of the testing for Larkspur Extension
- The next step is Simulated Service
- Simulated Service demonstrates the full functioning of the system at full operational frequency from Sonoma County Airport Station to Larkspur Station
- Simulated Service will take place during normal service and not overnight
- Southbound trains will drop passengers at San Rafael, and continue south to the Larkspur Station without passengers
- Northbound trains returning from Larkspur Station will stop and pick up passengers at San Rafael Station
- Operation of the entire system will be monitored for proper function
- SMART will begin Simulated Service this month



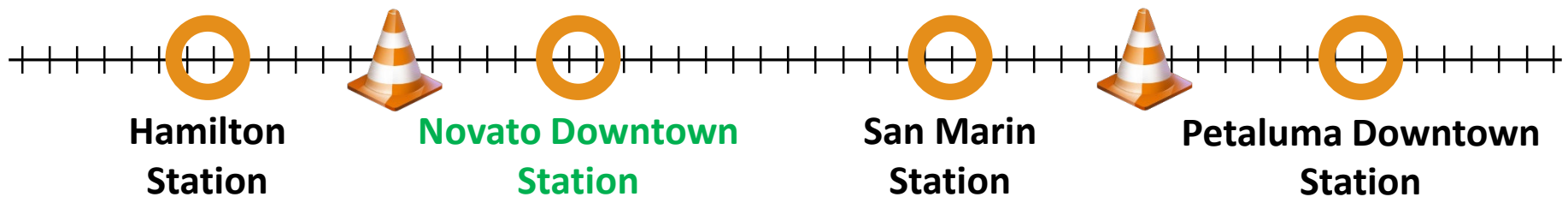
NOVATO DOWNTOWN STATION PREPARATION FOR PASSENGER SERVICE

- SMART is preparing Novato Downtown Station for Passenger Service
- Novato Downtown Station is being incorporated into SMART's existing operating railroad



NOVATO DOWNTOWN STATION PREPARATION FOR PASSENGER SERVICE

- Novato Downtown Station and the Larkspur Extension can be compared to home remodeling projects;
 - » Adding the Larkspur Extension to SMART's railroad is similar to having a contractor build an addition on the end of your house
 - » Adding Novato Downtown Station is similar to having a contractor demolish and rebuild your entire living room



- SMART will be modifying the systems in this area, and must perform all the necessary tests prior to opening the track up for regular daily Passenger Service.

NOVATO DOWNTOWN STATION CHANGES

- The changes being made to accommodate the Novato Downtown Station are extensive
- Software changes must be made at 10 locations along the railroad, between the Petaluma River on the south side of Petaluma and Vintage Oaks in Novato
- Following the completion of these software changes, hundreds of individual tests must be performed prior to opening the track up for regular Passenger Service
- Time must be allowed for diagnosis and correction of any anomalies that arise during testing
- No other trains can be on the track between Novato Hamilton Station and Petaluma Downtown Station

NOVATO DOWNTOWN STATION PREPARATION FOR PASSENGER SERVICE

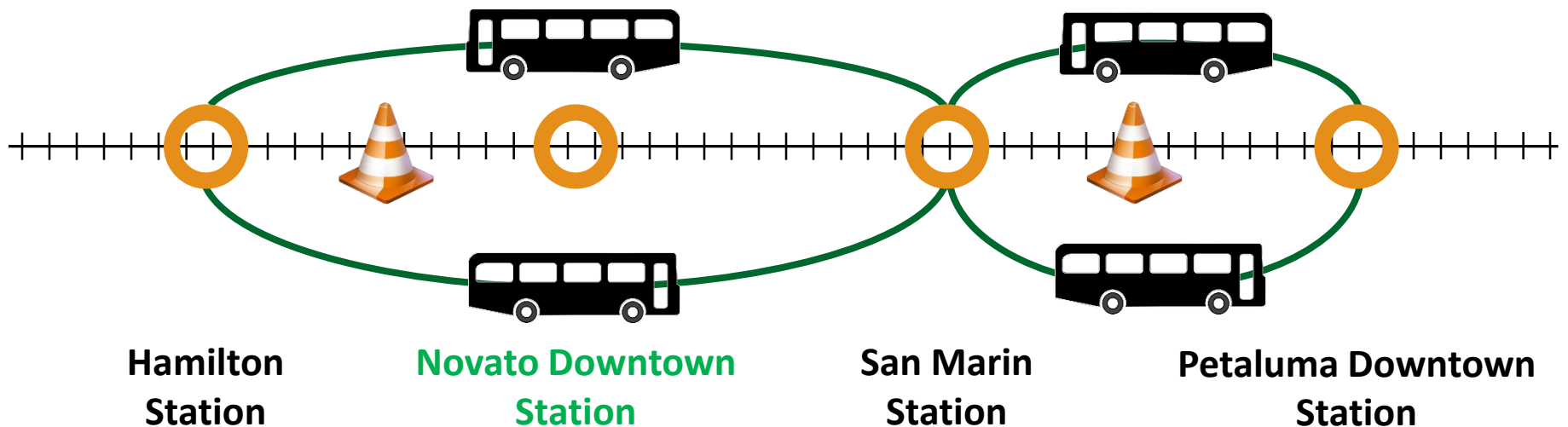
- In order to complete preparations, SMART will need to shut down train service between Petaluma Downtown Station and Novato Hamilton Station over two weekends in November
- Weekend shutdowns are currently planned for:
 - » Friday, 11/8 10 p.m. through Monday, 11/11 2 a.m.
 - » Friday, 11/15 10 p.m. through Monday, 11/18 2 a.m.
 - » Completion of testing may require less or more time
 - » Residents can expect to hear the train horn during certain periods of testing

TEST OVERVIEW – FIRST WEEKEND

- Friday November 8th through Saturday November 9th
 - » 10 p.m. Friday to 1 p.m. Saturday
 - » Testing without Train
 - Bells, Gates and Flashing Lights between Rush Creek Place and Franklin Pedestrian Crossing
- Saturday November 9th
 - » 1 p.m. to 10 p.m. Saturday
 - » Testing with Train
 - Bells, Gates and Flashing Lights between Rush Creek Place and Franklin Pedestrian Crossing
 - Train Horn at Olive Avenue, Grant Avenue and Franklin Pedestrian Crossing
- Saturday November 9th through Monday November 11th
 - » 10 p.m. Saturday to 2 a.m. Monday
 - » Testing with Train
 - Bells, Gates and Flashing Lights between Rush Creek Place and Franklin Pedestrian Crossing

BUS BRIDGE DURING SHUTDOWN

- While SMART is operating the test train, SMART will provide a bus bridge between Petaluma Downtown Station, Novato San Marin Station, and Novato Hamilton Station in both Northbound and Southbound directions



MODIFIED WEEKEND SCHEDULE

- As part of the weekend shutdowns, SMART will run a modified schedule. SMART will operate 22 trips between Sonoma County Airport Station and Petaluma Downtown Station

SOUTHBOUND - Sonoma County Airport to Petaluma Downtown											
Sonoma County Airport	10:13	11:37	12:13	1:13	1:46	2:45	3:17	4:20	5:23	6:47	8:12
Santa Rosa North	10:20	11:44	12:20	1:20	1:53	2:52	3:24	4:27	5:30	6:54	8:19
Santa Rosa Downtown	10:25	11:49	12:25	1:25	1:58	2:57	3:29	4:32	5:35	6:59	8:24
Rohnert Park	10:32	11:56	12:32	1:32	2:05	3:04	3:36	4:39	5:42	7:06	8:31
Cotati	10:36	12:00	12:36	1:36	2:09	3:08	3:40	4:43	5:46	7:10	8:35
Petaluma Downtown	10:49	12:13	12:49	1:49	2:22	3:21	3:53	4:56	5:59	7:23	8:48
NORTHBOUND - Petaluma Downtown to Sonoma County Airport											
Petaluma Downtown	10:55	12:23	12:55	1:56	2:28	3:27	4:30	5:33	6:05	7:30	9:21
Cotati	11:08	12:36	1:08	2:09	2:41	3:40	4:43	5:46	6:18	7:43	9:34
Rohnert Park	11:12	12:40	1:12	2:13	2:45	3:44	4:47	5:50	6:22	7:47	9:38
Santa Rosa Downtown	11:19	12:47	1:19	2:20	2:52	3:51	4:54	5:57	6:29	7:54	9:45
Santa Rosa North	11:24	12:52	1:24	2:25	2:57	3:56	4:59	6:02	6:34	7:59	9:50
Sonoma County Airport	11:31	12:59	1:31	2:32	3:04	4:03	5:06	6:09	6:41	8:06	9:57

- SMART will operate 28 trips between Novato Hamilton Station and San Rafael Station

SOUTHBOUND - Novato Hamilton to San Rafael														
Novato Hamilton	11:08	11:52	12:37	1:22	2:07	2:52	3:22	4:07	4:52	5:37	6:22	7:07	7:52	8:37
Marin Civic Center	11:14	11:58	12:43	1:28	2:13	2:58	3:28	4:13	4:58	5:43	6:28	7:13	7:58	8:43
San Rafael	11:20	12:04	12:49	1:34	2:19	3:04	3:34	4:19	5:04	5:49	6:34	7:19	8:04	8:49
NORTHBOUND - San Rafael to Novato Hamilton														
San Rafael	11:30	12:15	1:00	1:45	2:30	3:00	3:45	4:30	5:15	6:00	6:45	7:30	8:15	8:55
Marin Civic Center	11:36	12:21	1:06	1:51	2:36	3:06	3:51	4:36	5:21	6:06	6:51	7:36	8:21	9:01
Novato Hamilton	11:42	12:27	1:12	1:57	2:42	3:12	3:57	4:42	5:27	6:12	6:57	7:42	8:27	9:07